

⚡ Specifications

Nominal Voltage(V)

12V

Nominal Capacity

10 hour rate	(20A	to	10.80V)	200Ah
5 hour rate	(34A	to	10.20V)	170Ah
1 hour rate	(120A	to	9.60V)	120Ah

Weight

Approx. 61.5kg(135Lbs.)

Internal Resistance (at 1KHz)

Approx. 3 mΩ

Maximum Discharge Current for

5 seconds: 1600A

Charging Methods at 25°C(77°F)

Cycle use:

Charging Voltage 14.4 to 15.0V

Coefficient -5.0mV/°C/cell

Maximum Charging Current : 60A

Standby use:

Float Charging Voltage 13.5 to 13.8V

Coefficient -3.0mV/°C/cell

Operating Temperature Range

Charge -15°C(5°F) to 40°C(104°F)

Discharge -15°C(5°F) to 50°C(122°F)

Storage -15°C(5°F) to 40°C(104°F)

Charge Retention (shelf life) at 20°C(68°F)

1 month 98%

3 month 94%

6 month 85%

Case Material

ABS UL94 HB

Option: Flammability resistance of (UL94 V-0)

Design Life

Eurobat (20°C) : 10/12 years

Terminal

F18



⚡ Dimensions

Length (L)

522±3 (20.55±0.12)

Width (W)

238±3 (9.37±0.12)

Height (H)

219±3 (8.62±0.12)

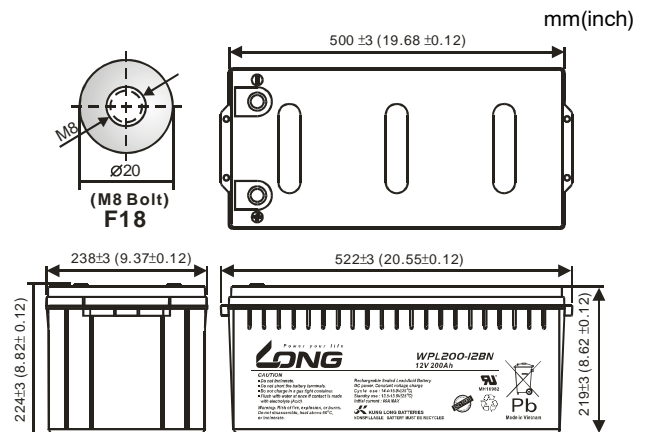
Overall Height (HT)

224±3 (8.82±0.12)

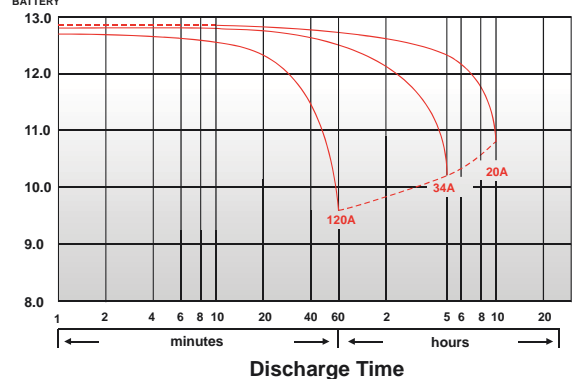
Description of torque value of hard ware for the terminals:

Recommended torque value M8:12 N-m (122kgf-cm)

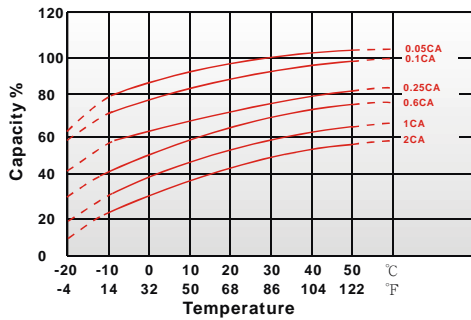
Maximum allowable torque value M8:15 N-m (153kgf-cm)



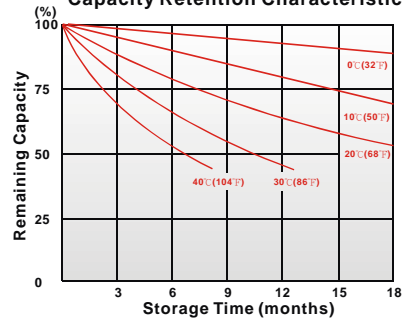
(V) FOR 12V BATTERY Discharge Time VS. Discharge Current (25°C)



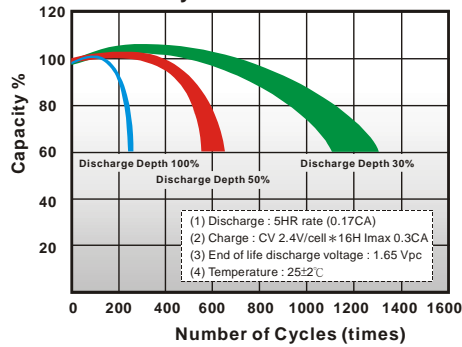
Effect of Temperature on Capacity 25°C (77°F)



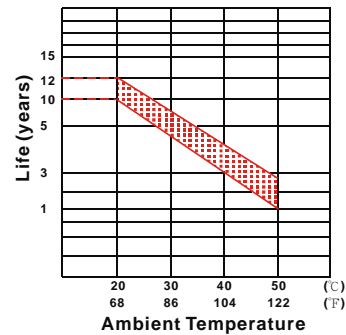
Capacity Retention Characteristic



Cycle Service Life



Trickle (or float) Service Life



- PERFORMANCE DATA

Discharge Rates in Watts to Various End Voltages at 25°C (77°F)

End Voltage		1.80V	1.75V	1.70V	1.65V	1.60V
Time	min					
10	min	604	641	666	693	712
15	min	519	548	568	589	604
30	min	334	347	355	367	374
60	min	215	222	226	232	236
120	min	133	137	139	140	141
180	min	95.0	98.0	98.7	99.3	100
240	min	78.0	80.3	81.0	81.5	82.0
300	min	66.8	69.0	69.5	69.8	70.3
600	min	39.8	40.0	40.3	40.5	40.5
1200	min	21.0	21.2	21.3	21.3	21.3

- Discharge Rates in Amperes to Various End Voltages at 25°C (77°F)

End Voltage		1.80V	1.75V	1.70V	1.65V	1.60V
Time	min					
10	min	334	354	367	383	393
15	min	284	300	310	322	330
30	min	179	185	190	196	200
60	min	113	117	119	122	124
120	min	69.1	70.9	72.0	72.6	73.1
180	min	48.5	50.0	50.4	50.7	51.0
240	min	39.8	41.0	41.3	41.6	41.8
300	min	34.0	35.0	35.2	35.5	35.7
600	min	20.0	20.1	20.3	20.3	20.4
1200	min	10.5	10.6	10.6	10.7	10.7

All data on the spec. sheet is an average value:

The tolerance range : X<6min(+15%~-15%), 6min ≤ X<10min(+12%~-12%), 10min ≤ X < 60min(+8%~-8%), X ≥ 60min(+5%~-5%)

071118-1A-DEU0002